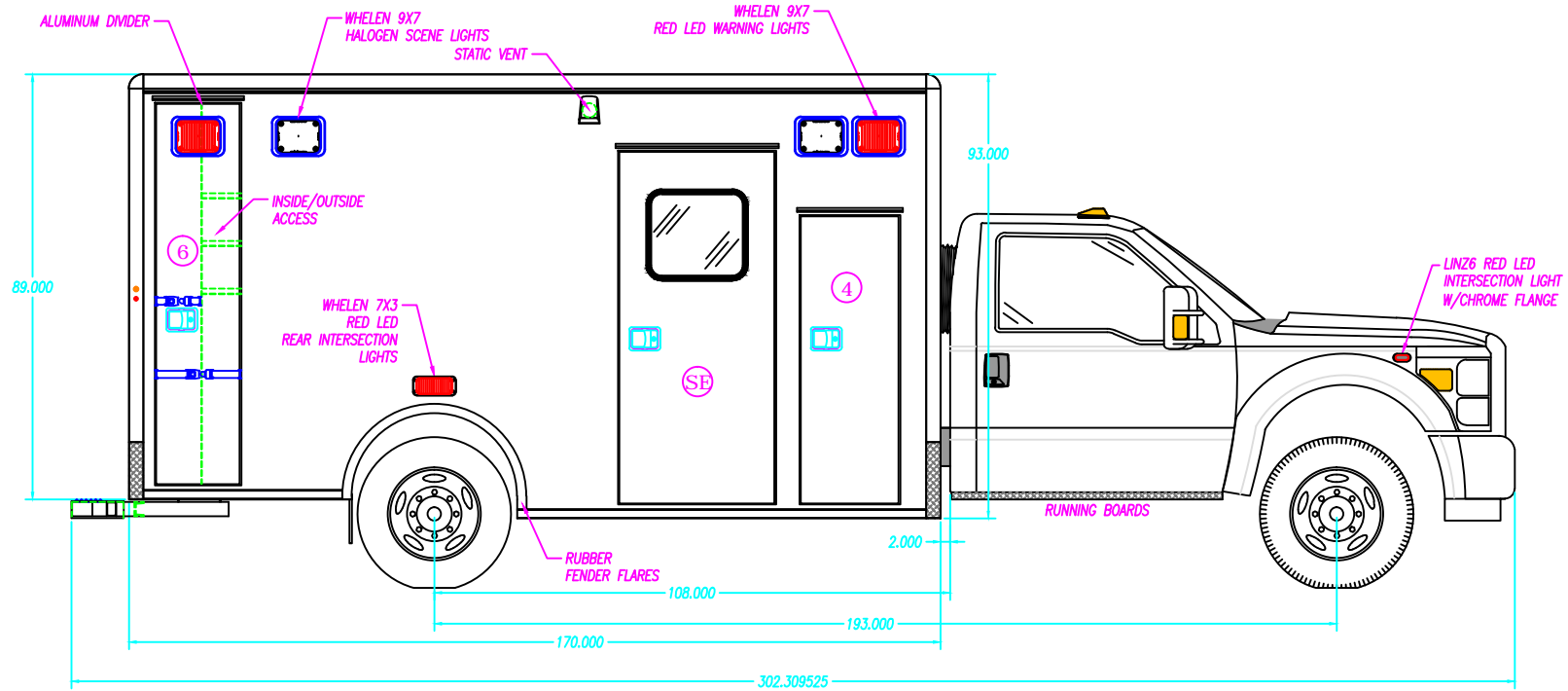


ALL WARNING, SCENE, AND TAIL LIGHTS TO HAVE CHROME BEZELS.



COMPARTMENT SIZES				NOTE: THE DIMENSIONS BELOW ARE INSIDE TUB DIMENSIONS				COMPARTMENT & ENTRY DOORS				COMPARTMENT TUBS									
NO.	COMPARTMENT TYPE	WIDTH	HEIGHT	DEPTH	NO.	PART NUMBER	NO.	PART NUMBER	NO.	PART NUMBER	NO.	PART NUMBER	NO.	PART NUMBER							
4	ALS COMPARTMENT	---	---	---	4	---	6	---	5	---	---	---	---	---							
5	BATTERY COMPARTMENT	20 1/2"	18 1/2"	23 3/4"	5	---	---	---	6	---	---	---	---	---							
6	BACK BOARD COMPARTMENT	20"	79 1/2"	22"	SE	---	---	---	---	---	---	---	---	---							
COMPARTMENT / ENTRY DOOR SIZES				M2 170" TYPE I FORD F-450 193" WHEELBASE																	
NO.	COMPARTMENT / ENTRY DOOR TYPE	WIDTH	HEIGHT	CURB SIDE EXTERIOR																	
4	ALS DOOR	20 1/2"	64 1/8"	<table border="1" style="width:100%; border-collapse: collapse;"> <tr> <td style="width:33%;">DRAWN BY: D. EDWARDS</td> <td style="width:33%;">DATE CREATED: 1/5/17</td> <td style="width:33%;">SCALE: 5/16"=1'</td> </tr> <tr> <td>REVISED BY: ---</td> <td>DATE REVISED: ---</td> <td>REVISION: ---</td> </tr> </table>												DRAWN BY: D. EDWARDS	DATE CREATED: 1/5/17	SCALE: 5/16"=1'	REVISED BY: ---	DATE REVISED: ---	REVISION: ---
DRAWN BY: D. EDWARDS	DATE CREATED: 1/5/17	SCALE: 5/16"=1'																			
REVISED BY: ---	DATE REVISED: ---	REVISION: ---																			
5	BATTERY STORAGE DOOR	---	---																		
SE	SIDE ENTRY DOOR	32 1/2"	77 3/8"																		
6	BACK BOARD STORAGE DOOR	17 1/2"	79 3/8"	<p>Note: Drawings are for reference only, measurements may vary from actual product.</p>																	

3008 MOBILE DRIVE  
ELKHART, IN 46514  
PH: 574-266-0911  
FAX: 574-266-6669

**"LET US SHOW YOU THE MEDIX DIFFERENCE"**  
WWW.MEDIXAMBULANCE.COM

Dealer: MEDIX

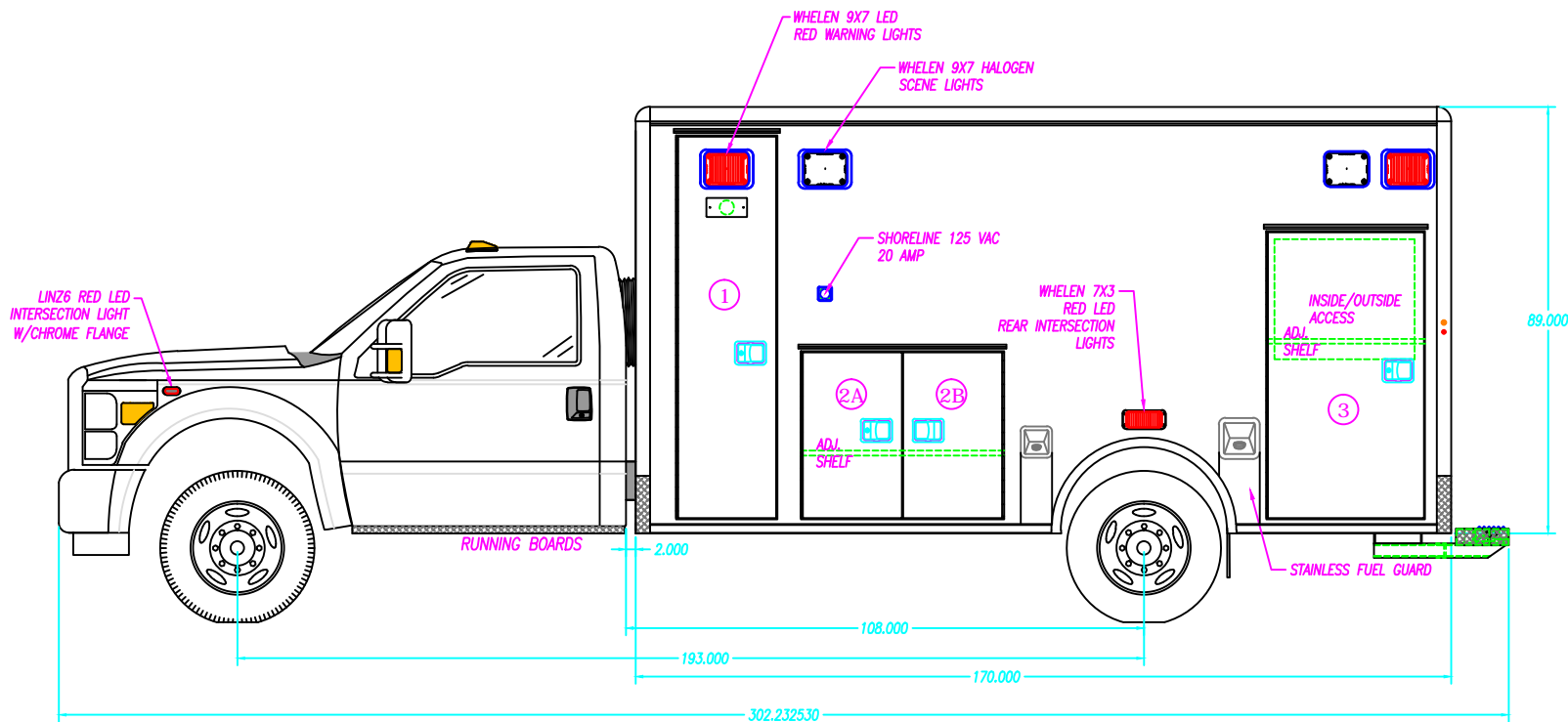
Approved By:

Date:

Customer: DEMO

7-MODEL **B** Sheet

ALL WARNING, SCENE, AND TAIL LIGHTS TO HAVE CHROME BEZELS.



COMPARTMENT SIZES				NOTE: THE DIMENSIONS BELOW ARE INSIDE TUB DIMENSIONS				COMPARTMENT & ENTRY DOORS				COMPARTMENT TUBS			
NO.	COMPARTMENT TYPE	WIDTH	HEIGHT	DEPTH	NO.	PART NUMBER	NO.	PARTNUMBER	NO.	PART NUMBER	NO.	PARTNUMBER	NO.	PARTNUMBER	
1	O2 COMPARTMENT	20 1/2"	79 1/2"	18 1/2"	1	33-100663	3	33-100666	1	33-100689	-	---	2	33-100690	
2	MID STORAGE COMPARTMENT	41 3/4"	34 1/2"	18 1/2"	2A	33-100664	-	---	2	33-100690	-	---	3	33-100691	
3	REAR STORAGE COMPARTMENT	34"	59 1/2"	19 1/4"	2B	33-100665	-	---	3	33-100691	-	---			
---	---	---	---	---											

COMPARTMENT / ENTRY DOOR SIZES			
NO.	COMPARTMENT / ENTRY DOOR TYPE	WIDTH	HEIGHT
1	O2 STORAGE DOOR	20 1/2"	79 9/16"
2A	MID STORAGE DOOR-A	20 1 1/8"	34 3/8"
2B	MID STORAGE DOOR-B	20 1 1/8"	34 3/8"
3	REAR STORAGE DOOR	32 1/2"	59 3/8"

M2 170" TYPE I FORD F-450 193" WHEELBASE			
DESCRIPTION: STREET SIDE EXTERIOR			
DRAWN BY: D. EDWARDS	DATE CREATED: 1/5/17	SCALE: 5/16"=1'	
REVISED BY: -	DATE REVISED: -	REVISION: -	
Note: Drawings are for reference only, measurements may vary from actual product.			

	3008 MOBILE DRIVE ELKHART, IN 46514 PH: 574-266-0911 FAX: 574-266-6669
	<p>"LET US SHOW YOU THE MEDIX DIFFERENCE"</p> <p>WWW.MEDIXAMBULANCE.COM</p>

Dealer: MEDIX

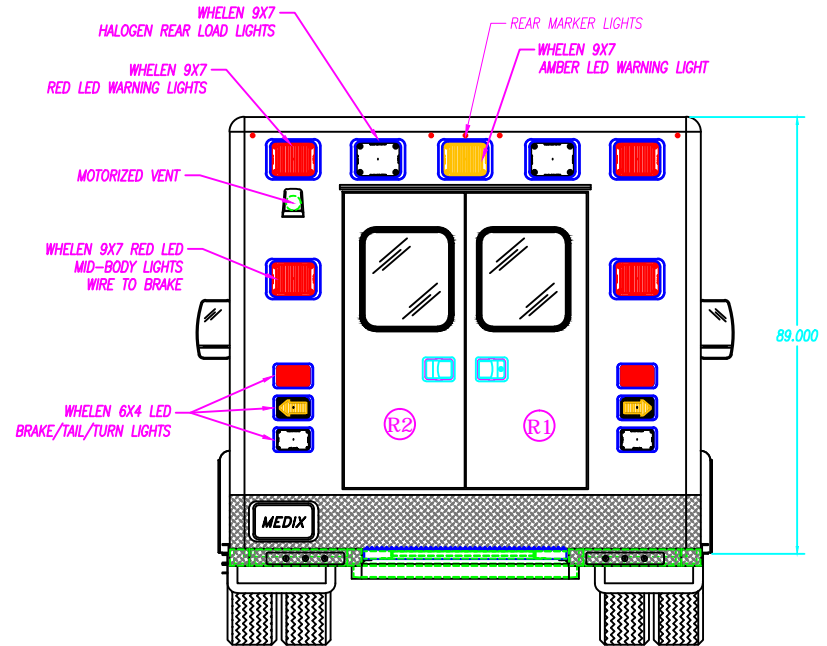
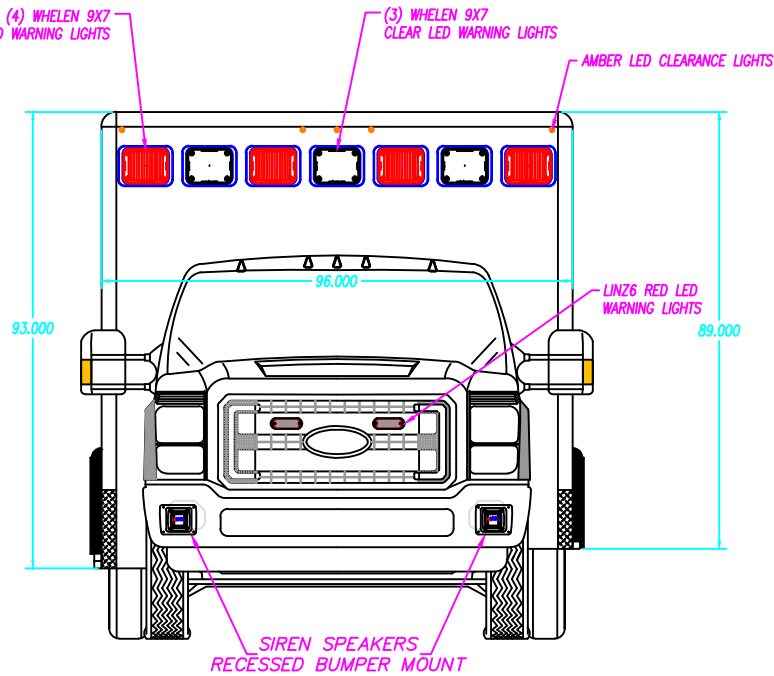
Approved By:

Date:

Customer: DEMO

7-MODEL C

ALL WARNING, SCENE, AND TAIL LIGHTS TO HAVE CHROME BEZELS.



REAR ENTRY DOOR SIZES

NO.	WIDTH	HEIGHT	PART NUMBER
R1	24 5/16"	60"	33-100675
R2	24 5/16"	60"	33-100676

M2 170" TYPE I FORD F-450 193" WHEELBASE		
DESCRIPTION: FRONT & REAR EXTERIOR		
DRAWN BY: D.EDWARDS	DATE CREATED: 1/5/17	SCALE: 5/16"=1'
REVISED BY: -	DATE REVISED: -	REVISION: -
Note: Drawings are for reference only, measurements may vary from actual product.		



3008 MOBILE DRIVE  
ELKHART, IN 46514  
PH: 574-266-0911  
SPECIALTY VEHICLES, INC. FAX: 574-266-6669

"LET US SHOW YOU THE MEDIX DIFFERENCE"  
WWW.MEDIXAMBULANCE.COM

Dealer: MEDIX

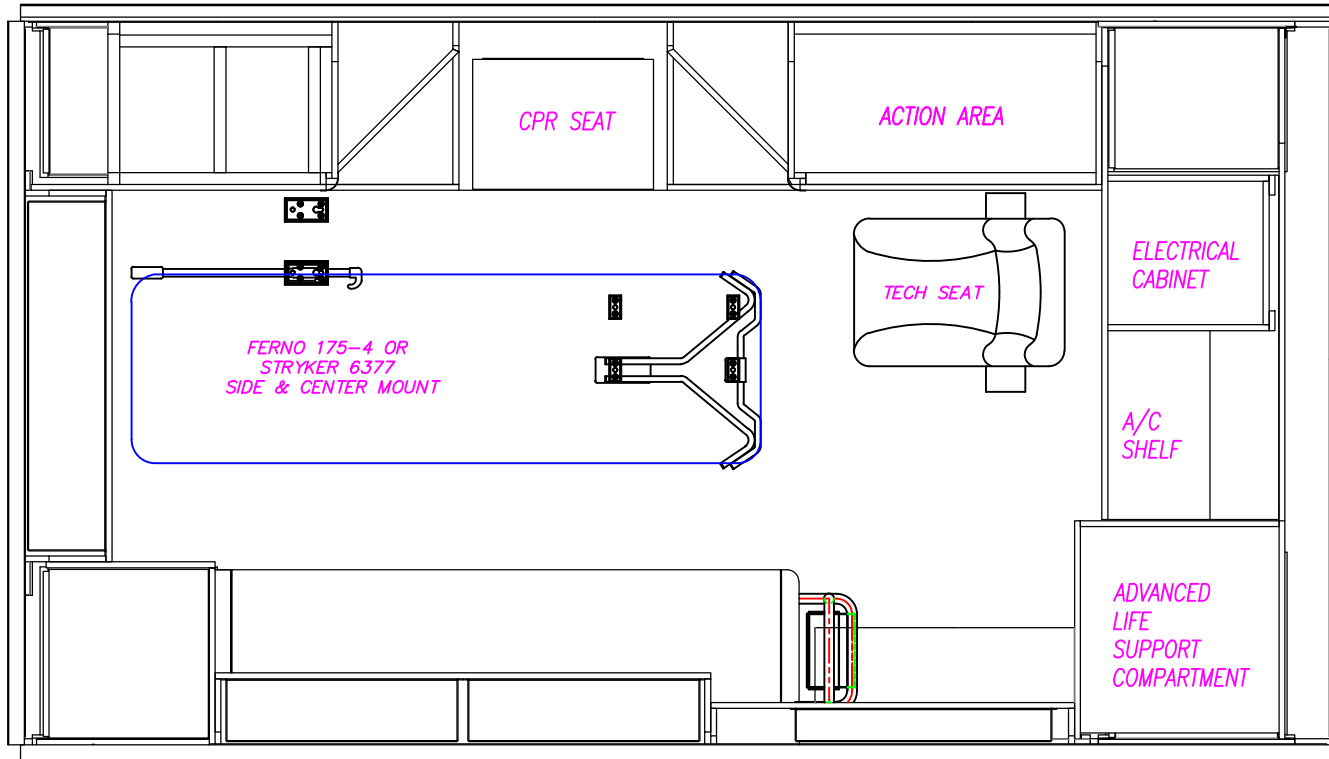
Approved By:

Date:

Customer: DEMO

7-MODEL

Sheet D



M2 170" TYPE I  
FORD F-450 193" WHEELBASE

DESCRIPTION: PATIENT AREA PLAN		
DRAWN BY: D.EDWARDS	DATE CREATED: 1/5/17	SCALE: 1/2"=1'
REVISED BY: -	DATE REVISED: -	REVISION: -

Note: Drawings are for reference only, measurements may vary from actual product.



3008 MOBILE DRIVE  
ELKHART, IN 46514  
PH: 574-266-0911  
FAX: 574-266-6669

"LET US SHOW YOU THE MEDIX DIFFERENCE"  
WWW.MEDIXAMBULANCE.COM

Dealer: MEDIX

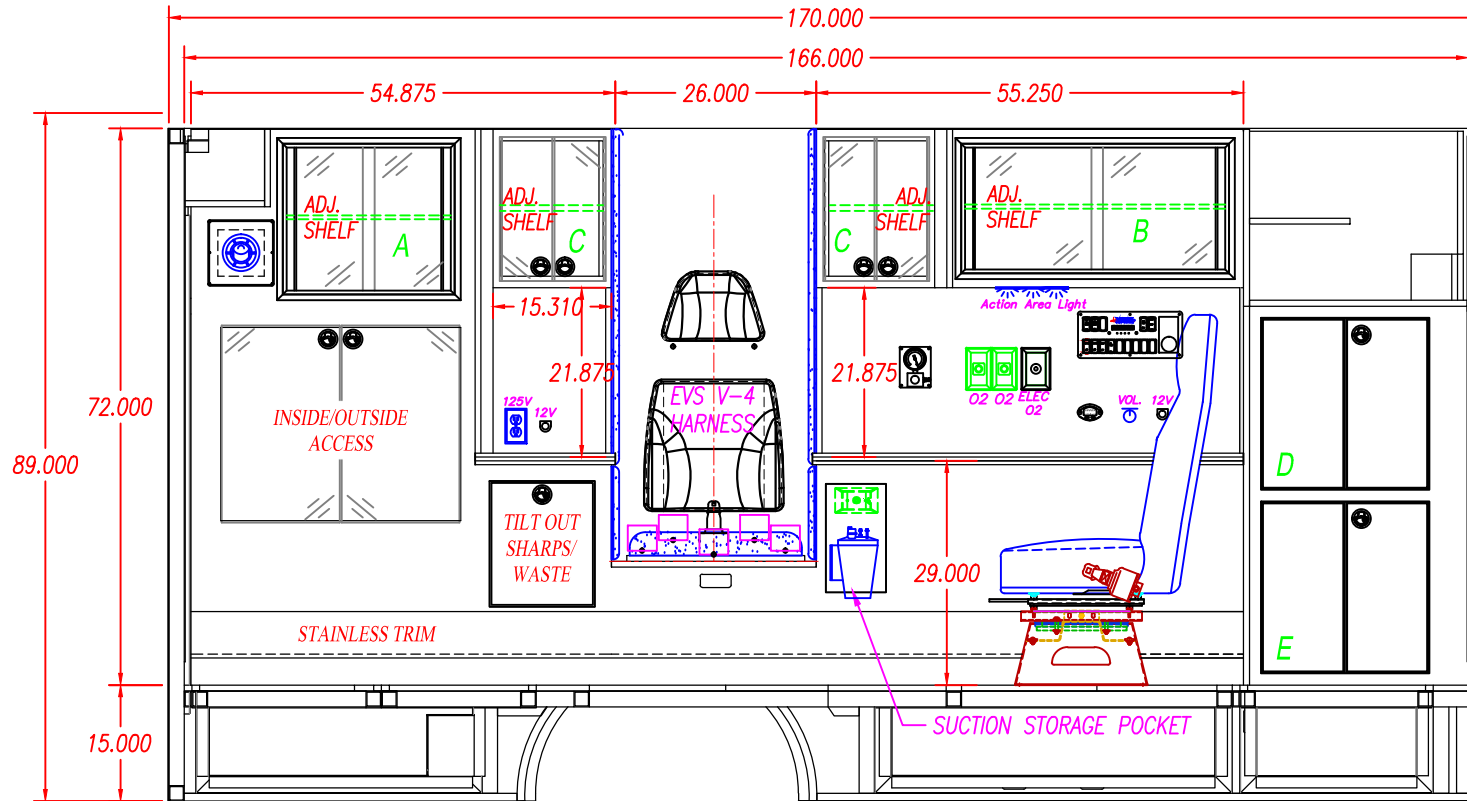
Approved By:

Date:

Customer: DEMO

7-MODEL **E** Sheet

CORIAN COUNTERTOPS IN 1ST & 2ND ACTION AREA.



INTERIOR CABINET STORAGE

ITEM	HEIGHT	WIDTH	DEPTH	PART #'S
A	19 1/2"	33 1/4"	18"	43-A10697
B	16 3/4"	34 1/2"	18"	43-A10698
C	-	-	-	-
D	23 1/2"	21 3/4"	17 1/4"	-
E	23 1/2"	21 3/4"	17 1/4"	-
F	-	-	-	-

M2 170" TYPE I FORD F-450 193" WHEELBASE		
DESCRIPTION: STREET SIDE INTERIOR		
DRAWN BY: D.EDWARDS	DATE CREATED: 1/5/17	SCALE: 1/2"=1'
REVISED BY: -	DATE REVISED: -	REVISION: -
Note: Drawings are for reference only, measurements may vary from actual product.		

3008 MOBILE DRIVE  
ELKHART, IN 46514  
PH: 574-266-0911  
FAX: 574-266-6669

"LET US SHOW YOU THE MEDIX DIFFERENCE"  
WWW.MEDIXAMBULANCE.COM

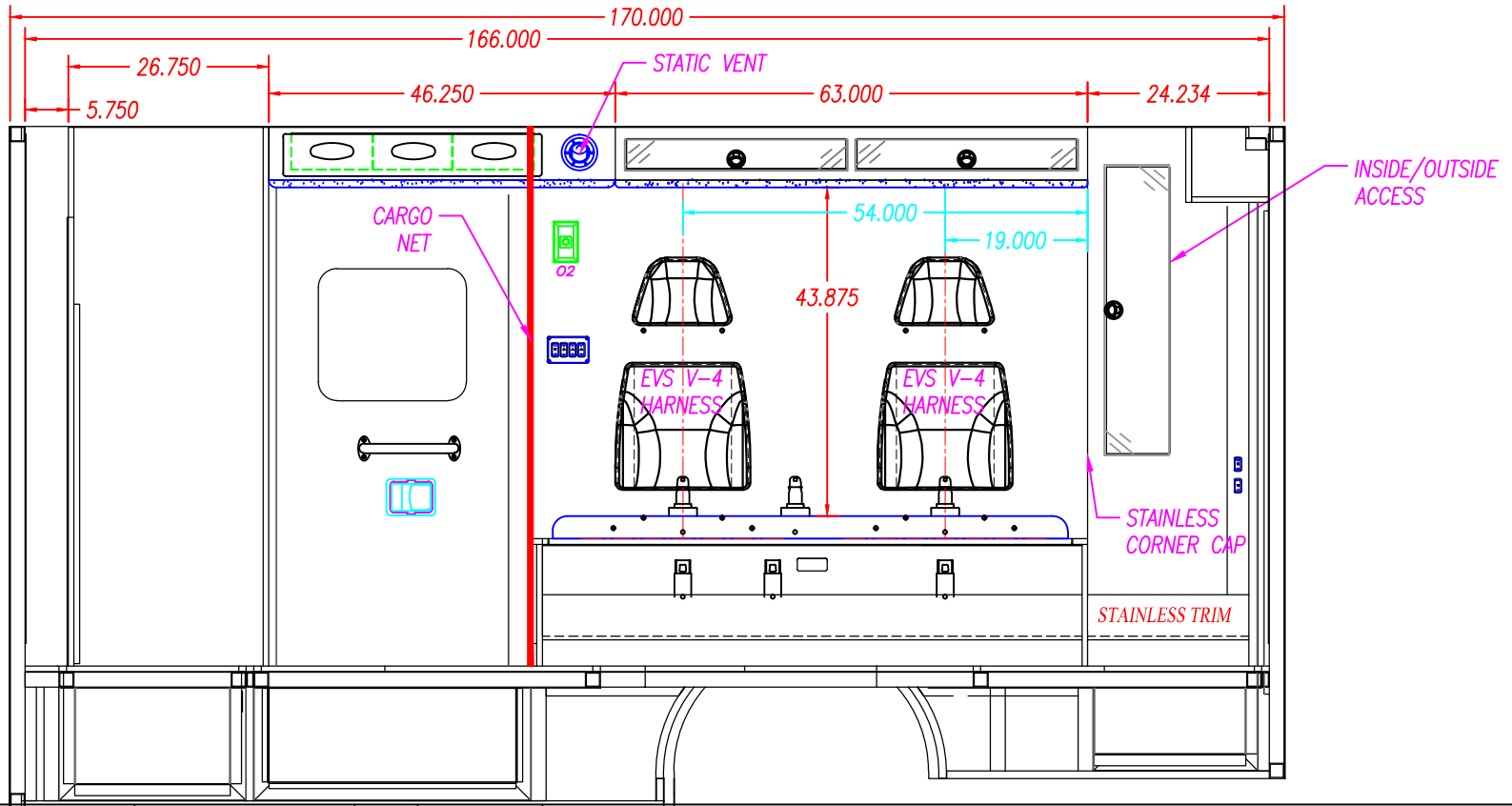
Dealer: MEDIX

Approved By:

Date:

Customer: DEMO

7-MODEL **F** Sheet



### 4" SEATBELT PLATE LOCATION

WELD SHOP	33	INCHES	NOTE: THIS DIMENSION IS FROM THE BOTTOM OF THE WALL TO THE BOTTOM OF THE 4" PLATE.				
CABINET SHOP	NOTE: THE HOLES FOR THE TOP SEATBELT BOLTS ARE 1 1/2" FROM THE TOP OF THE SQUAD BENCH TO THE CENTER OF THE SEATBELT BOLT. NOTE: THE HOLES FOR THE BOTTOM SEATBELT BOLTS ON THE SQUAD BENCH ARE 9 3/8" FROM THE TOP OF THE FLOOR TO THE CENTER OF THE BOLT.						
NOTE: READ THE DIMENSIONS FROM RIGHT TO LEFT AS VIEWED	THE LOCATION OF THE BOTTOM SEATBELT HOLES ARE FROM THE REAR OF THE SQUAD BENCH TO THE CENTER OF THE 1/2" HOLE	BOTTOM			54"	42"	19"
	THE LOCATION OF THE TOP SEATBELT HOLES ARE FROM THE REAR WALL TO THE CENTER OF THE 1/2" HOLE	TOP			54"	39"	19"

### INTERIOR CABINET STORAGE

ITEM	HEIGHT	WIDTH	DEPTH	SPECIAL NOTE
A	4"	26 1/4"	7"	
B				
C				
D				
E				
F				

M2 170" TYPE I FORD F-450 193" WHEELBASE		
DESCRIPTION: CURB SIDE INTERIOR		
DRAWN BY: D.EDWARDS	DATE CREATED: 1/5/17	SCALE: 1/2"=1'
REVISED BY: -	DATE REVISED: -	REVISION: -
Note: Drawings are for reference only, measurements may vary from actual product.		

3008 MOBILE DRIVE  
ELKHART, IN 46514  
PH: 574-266-0911  
FAX: 574-266-6669

**"LET US SHOW YOU THE MEDIX DIFFERENCE"**  
WWW.MEDIXAMBULANCE.COM

Dealer: MEDIX

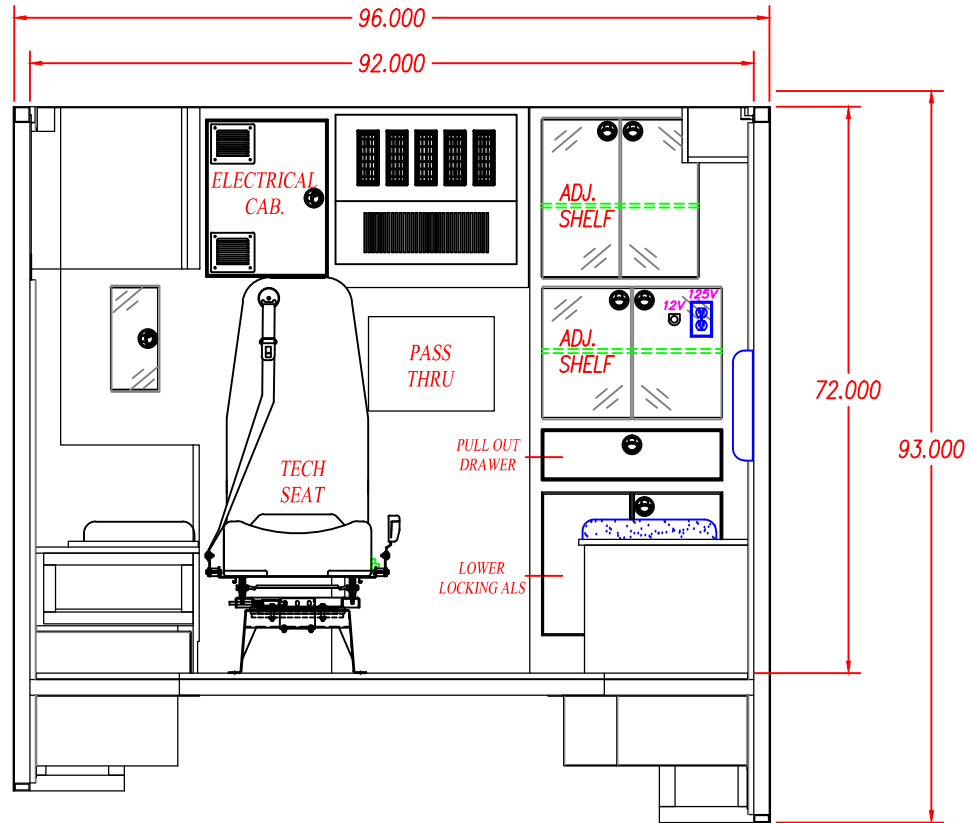
Approved By:

Date:

Customer: DEMO

7-MODEL

Sheet G



M2 170" TYPE I  
 FORD F-450 193" WHEELBASE

DESCRIPTION: FRONT ELEVATION		
DRAWN BY: D.EDWARDS	DATE CREATED: 1/5/17	SCALE: 1/2"=1'
REVISED BY: -	DATE REVISED: -	REVISION: -

Note: Drawings are for reference only, measurements may vary from actual product.



3008 MOBILE DRIVE  
 ELKHART, IN 46514  
 PH: 574-266-0911  
 FAX: 574-266-6669

"LET US SHOW YOU THE MEDIX DIFFERENCE"  
 WWW.MEDIXAMBULANCE.COM

Dealer: MEDIX

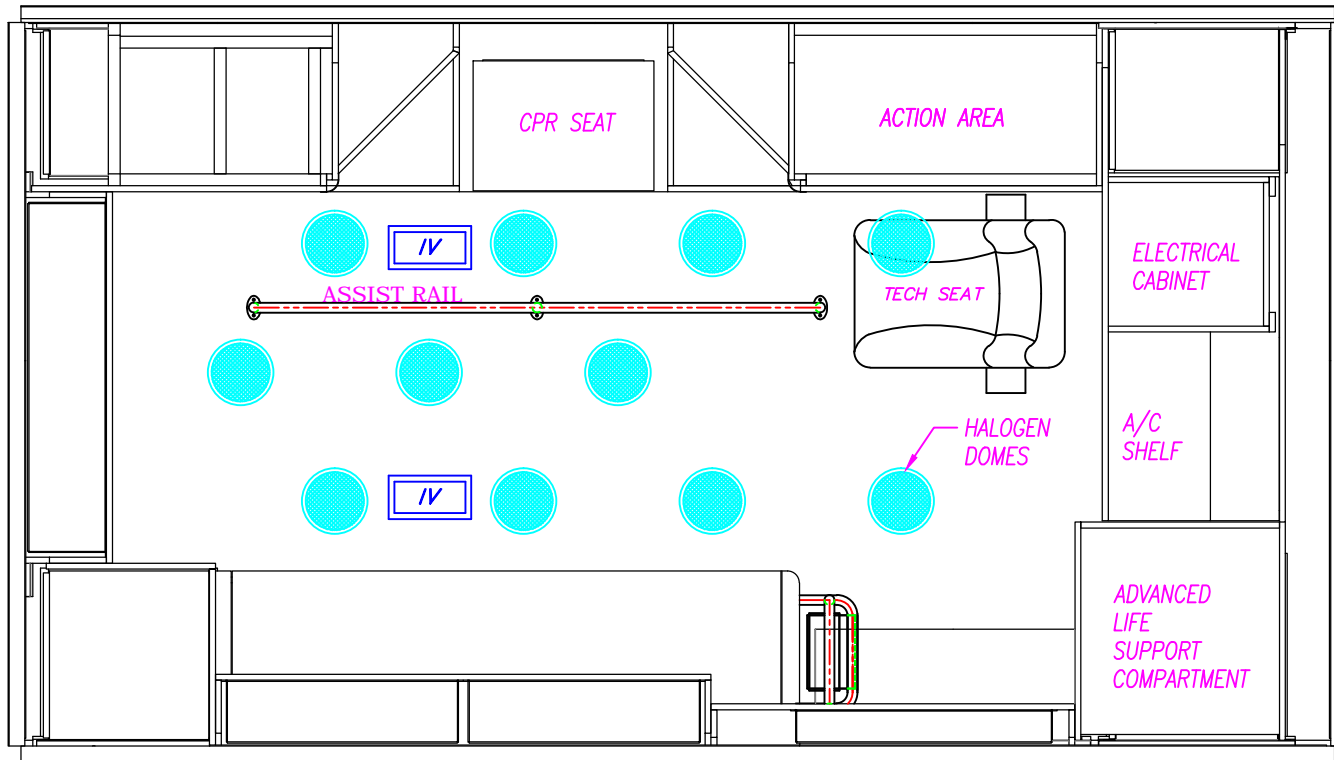
Approved By:

Date:

Customer: DEMO

7-MODEL

Sheet  
H



M2 170" TYPE I  
FORD F-450 193" WHEELBASE

DESCRIPTION:

CEILING LAYOUT

DRAWN BY:

D.EDWARDS

DATE CREATED:

1/5/17

SCALE:

1/2"=1'

REVISED BY:

-

DATE REVISED:

-

REVISION:

-

Note: Drawings are for reference only, measurements may vary from actual product.



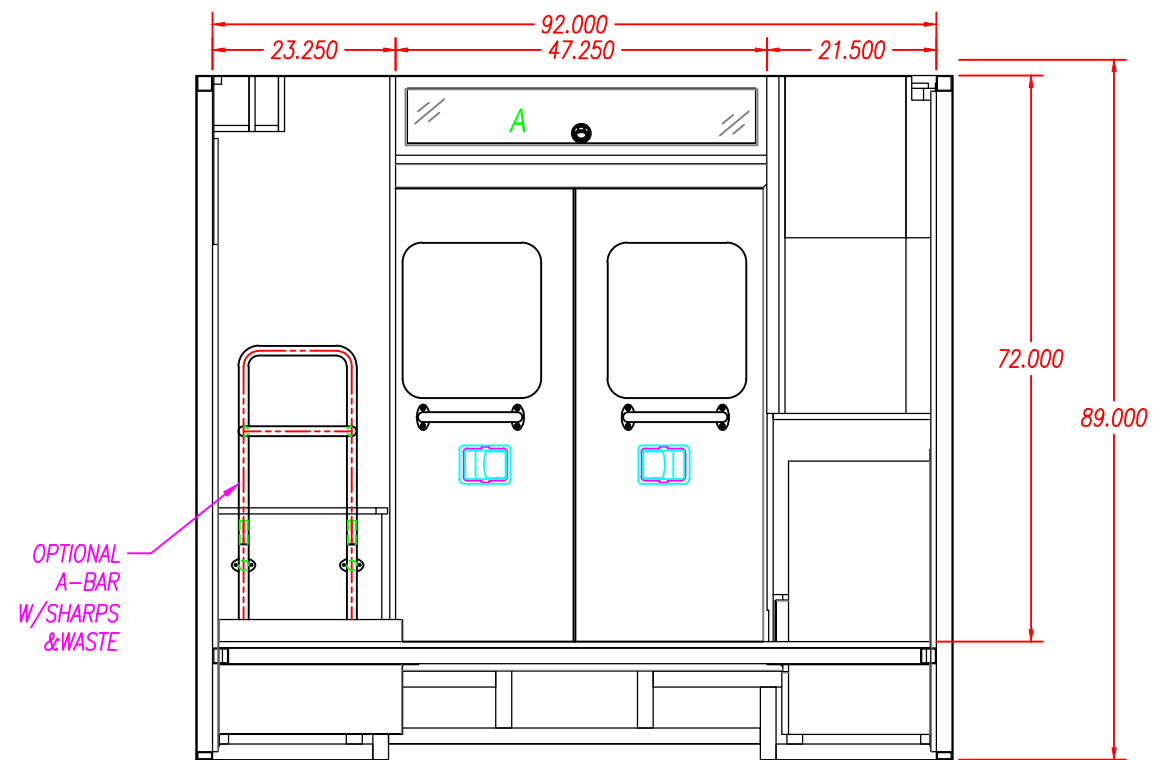
3008 MOBILE DRIVE  
ELKHART, IN 46514  
PH: 574-266-0911  
FAX: 574-266-6669

SPECIALTY VEHICLES, INC.

"LET US SHOW YOU THE MEDIX DIFFERENCE"

WWW.MEDIXAMBULANCE.COM





INTERIOR CABINET STORAGE				
ITEM	HEIGHT	WIDTH	DEPTH	SPECIAL NOTE
A	7"	44 1/4"	9"	
B				
C				
D				
E				
F				

M2 170" TYPE I FORD F-450 193" WHEELBASE		
<small>DESCRIPTION:</small> REAR ELEVATION		
<small>DRAWN BY:</small> D.EDWARDS	<small>DATE CREATED:</small> 1/5/17	<small>SCALE:</small> 1/2"=1'
<small>REVISED BY:</small> -	<small>DATE REVISED:</small> -	<small>REVISION:</small> -
<small>Note: Drawings are for reference only, measurements may vary from actual product.</small>		

3008 MOBILE DRIVE  
ELKHART, IN 46514  
PH: 574-266-0911  
FAX: 574-266-6669

"LET US SHOW YOU THE MEDIX DIFFERENCE"  
WWW.MEDIXAMBULANCE.COM